

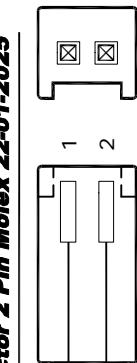
Wiring Diagram

Scanner-Driver ST 030/100 / ST 054

Scanner 054EF

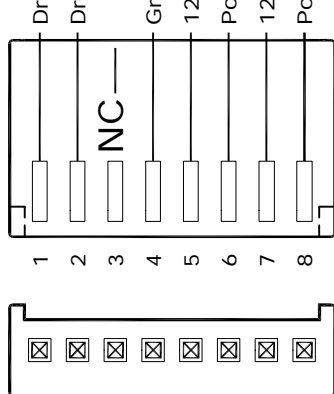
Scanner-Driver ST030/100

Connector 2 Pin Molex 22-01-2025



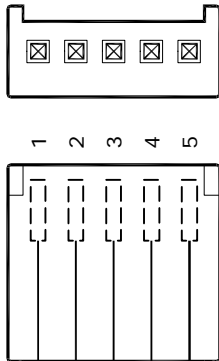
400 mm long

Cable 1



Drive Coil (high) transp.
 Drive Coil (low) Shield
 Ground Shield
 12 V + red
 Position Sign. (+) transp.
 12 V - blue
 Position Sign. (-) yellow

Connector 5 Pin Molex 22-01-2055



300 mm long

Cable 2

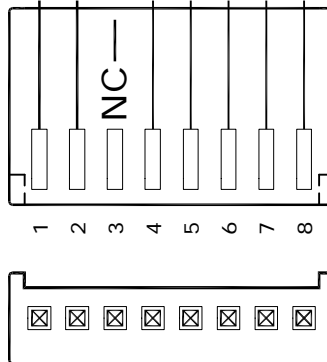
Scanner-Driver ST 054

Connector 32 Pin DIN 41612

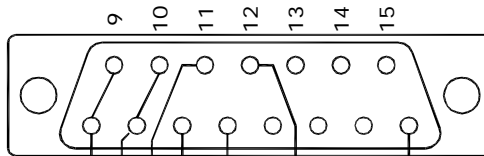
15 Pin D-Sub Connector

500 mm long

Cable 1



Drive Coil (high) transp.
 Drive Coil (low) Shield
 Ground Shield
 12 V + red
 Position Sign. (+) transp.
 12 V - blue
 Position Sign. (-) yellow



Drive Coil (low) Shield — 1/9
 Drive Coil (high) transp. — 2/10
 Position Sign. (-) yellow — 11
 Position Sign. (+) transp. — 3
 Ground Shield — 4
 FB-Supply blue — 12
 FB-Supply red + — 8

Scanner 054EF

Connector 8 Pin Molex 22-01-2085